


SUMMER

Reading Journal

My name is

Grades 1-2



Book Detective

A *prediction* is a smart guess. Look closely at your book's cover, including the title, artwork, and author. What do these clues tell you about it? Before reading, write what you predict the book is about. After reading, write what you know the book is about.

Book Title: _____

BEFORE READING

I predict this book is about:

AFTER READING

I know this book is about:

FAMILY
★ TIP ★

Boost critical-thinking skills by inviting your child to make thoughtful predictions about things other than books, such as the plot of a TV show, tomorrow's weather, or even the contents of a closed lunch box. Predicting is fun!

Character Puzzle

A *character* is a person, animal, or creature in a story. Like jigsaw puzzles, characters are made up of different pieces. Choose a favorite character from your book. Then complete the puzzle by writing words or sentences that tell about him or her.

Character

Title

from

How the character looked:

How the character acted:

Something the character said:

How the character changed:

FAMILY
★ **TIP** ★

Discuss favorite characters from books, including some that are not so likeable, such as the Big Bad Wolf. Then ask: *Would you want to have a playdate with each of these characters?* Probably not. Guide your child to understand that not all characters have to be “nice” to be memorable and great.

Super Setting

A *setting* is where and when a story takes place. The setting of a book can be a house right now, a magical kingdom in the olden days, or even the planet Mars in the year 3000! Choose a setting from your book. Then fill in the house below to tell all about it. (Note: Kids can choose more than one bubble on the windows.)

Draw a picture of your setting here.

This setting is...

- ☐ real
- ☐ pretend
- ☐ beautiful
- ☐ scary
- ☐ other _____

Write words that tell about your setting here.

This story happens...

- ☐ now
- ☐ a few years ago
- ☐ a long time ago
- ☐ in the future
- ☐ other _____

Title: _____

Plot Box

A *plot* is what happens in a story. Like wrapped packages, great plots are surprising and exciting. In the box, retell the plot of your story in a few sentences. On the tag, tell who you think would like this book a whole lot.

I would give this book to

_____ name _____

because _____ reason _____



Retell the plot of your story here.

FAMILY
★ TIP ★

Boost literacy skills by guiding your child to understand that most plots have problems and solutions. For example, the problem in "Goldilocks and the Three Bears" is that a naughty girl makes a mess in the bears' home, and the solution is that she gets scared and leaves their home. Revisit some favorite books, inviting your child to find the plot problems and solutions.

Story Butterfly

Reading a wonderful book is beautiful! Fill in the butterfly to tell where and when the story took place, as well as who and what it was about.

Title: _____

Where?
(setting)

When?
(time period)

Who?
(main characters)

What?
(plot)

Sequence Snake

S-s-s-so you just read a super new book! What happened at the beginning, middle, and end of the story? Use this slinky snake to retell the plot in sequence.

Beginning
First this happened.

Middle
Then this happened.

End
Finally, this happened.

FAMILY
★ TIP ★

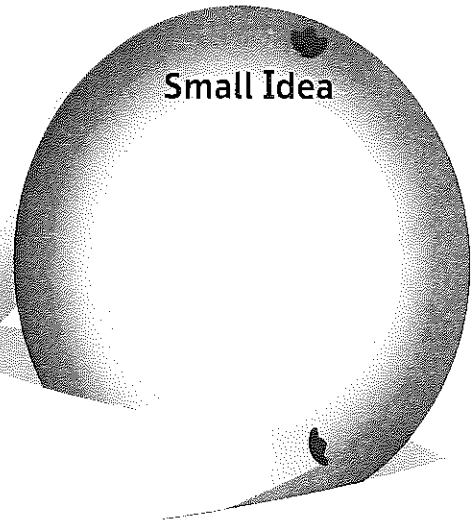


To boost sequencing skills, locate story-related nursery rhymes, such as "Humpty Dumpty," in books or on the Internet. Copy them in large handwriting on paper. Then cut apart each sentence and challenge your child to put the rhyme back together again in order.

Big Idea Bowl

Authors put a lot of ideas in their books so readers like you can learn things.

For example, a big idea in "The Little Red Hen" story is that *everyone should help out* and a small idea is that *fresh bread is yummy*. Can you find a big idea in your book? Write it on the fruit bowl. Then write some smaller ideas on the fruit shapes.

Title: _____



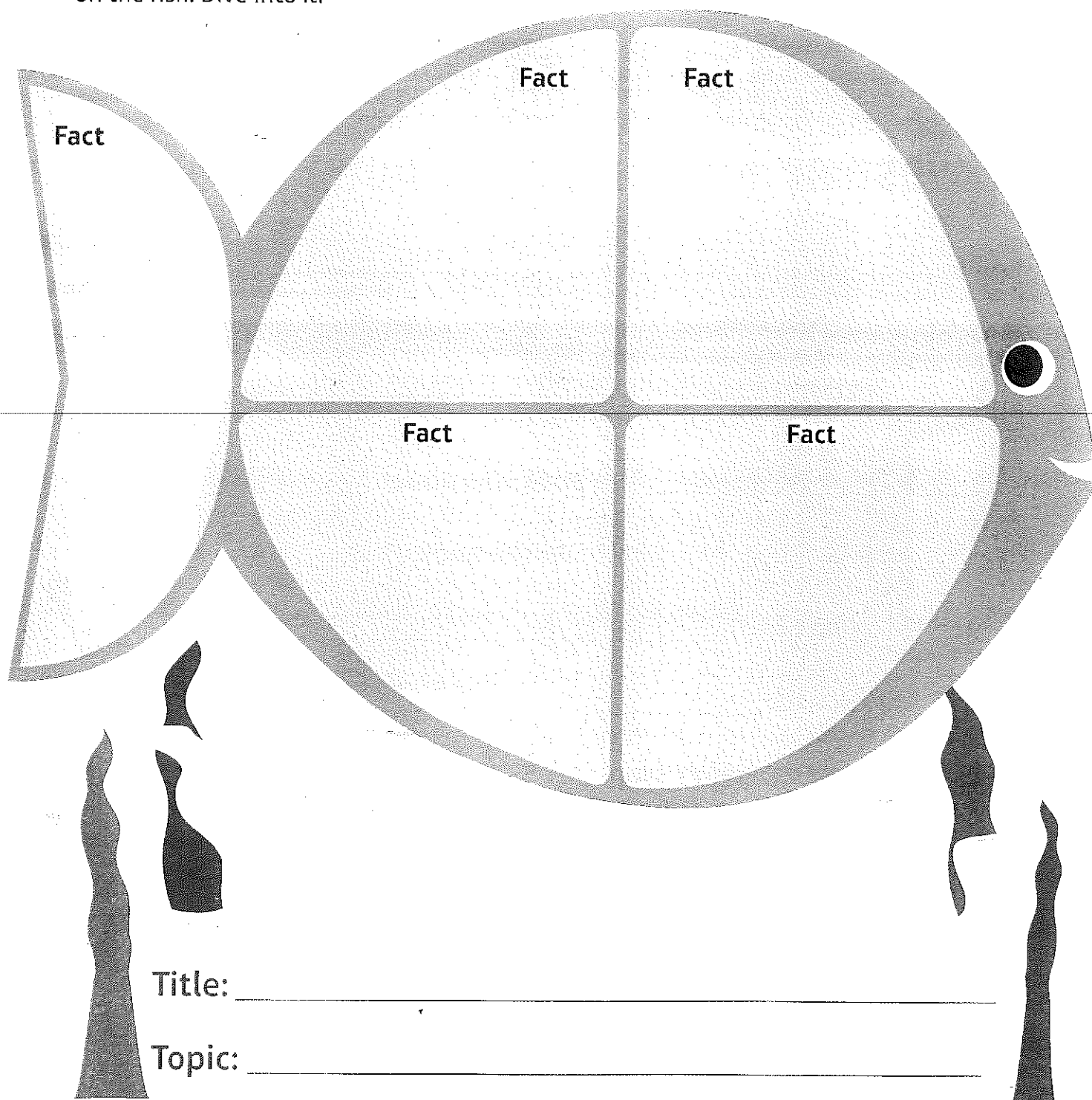
Small Idea

The big idea of my book is...

FAMILY
★ TIP ★

Fact Fish

A fact is a bit of information that is true, such as *some fish swim in ponds*. Write the title and topic of your nonfiction book on the coral. Then write facts you learned from the book on the fish. Dive into it!



FAMILY
★ TIP ★

Reinforce the concept of facts by playing this simple game: Share an array of facts and silly fictions about your child, such as: *Lee is seven.* (fact) *Lee has a sister.* (fact) *Lee is a space alien.* (fiction) *Lee lives in Iceland.* (fiction) Invite your child to clap for facts and stomp for fictions. Sure, there'll be giggles, but there will be a lot of learning, too.

Read All About It!

Nonfiction books tell about things that are real, not pretend. Fill in the blanks and draw a picture to write about a nonfiction book you read.

The Book Time

Awesome Kid Reads Nonfiction Book!

Today, _____ of _____ did
your name hometown

something amazing! _____ read a nonfiction book
He/She

called _____ by
book title

_____. The book was about _____
author's name topic of book

_____. In the book, _____
your name again

learned this great fact: _____
fact from the book

Wow! The book was _____
book's length

pages long, but that didn't stop


_____. That
your name again

incredible kid just kept right on

reading! _____
your name again

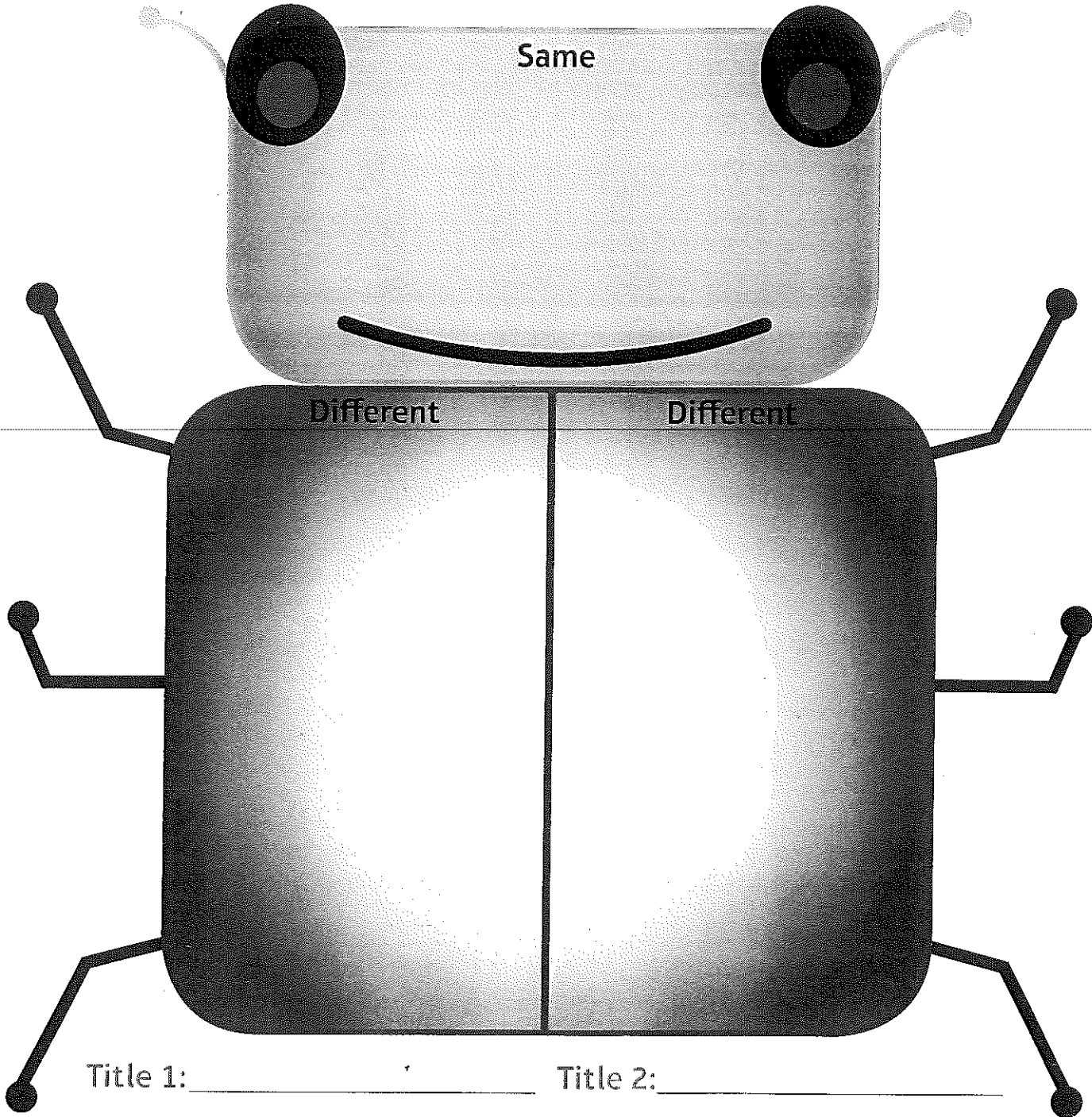
plans on reading another

nonfiction book soon!



Comparison Bug

Compare means to look closely at two or more things to see how they are alike and different. Pick two books to compare. Write ways they are the same on the bug's head. Write ways they are different on each side of the bug's body.



**FAMILY
★ TIP ★**

Boost comparison skills by challenging children to compare simple pairs in your home, such as an apple and orange, a comb and brush, a book and TV, or even a stuffed cat and real cat. For each pair, can kids come up with at least five ways they are different and the same?


My Book Review

What did you think of the book you just read? Fill in the blanks to create your very own book review. Ready, set, write!

Title: _____

Author: _____

I give it this many stars:



Shade in 1-5 stars.

Take a look! Take a look! I just read a brand new book!

It was about _____. Oh, how neat! _____

main idea

_____ was someone I got to meet!

character in book

I give it _____, yes I do!

number of stars (1-5) star/stars

I _____ recommend this book to you!

would/would not

Star Words

Reading, writing, and discussing words will make you a vocabulary star! What great new words did you learn in the books you read? Talk about them with a grown-up. Then write your favorite words along with their meanings below.

Word

Meaning

Meaning

Word

Word

Meaning

Meaning





















Word

**FAMILY
★ TIP ★**

To make learning stick, always try to define new words in simple language your child already understands. Ask: *What words does the new word remind you of? Can we use it in a brand-new sentence? Let's try!*

My Reading Log

Write the title of each book you read on this chart. Write *F* if it is fiction and *N* if it is nonfiction. Then circle the happy or sad face to tell how you felt about it.

	Title of Book	Fiction or Nonfiction	How I Felt About It
1			 
2			 
3			 
4			 
5			 
6			 
7			 
8			 
9			 
10			 

Congratulations

_____ you read _____ books!

child's name

number of books read

Grades 1-2

My BOOKS

SUMMER

ISBN-13: 978-1-338-26122-6
ISBN-10: 1-338-26122-3



9 781338 261226