

ALL STEPS MUST
BE COMPLETED
IN AUGUST
AND THE
SCHOLASTIC HOME
BASE
READING REPORT
MUST BE TURNED
IN TO YOUR
CHILD'S
NEW TEACHER,
NEXT SCHOOL
YEAR.

2nd- 4th grade


Summer Reading fun starts now!

JUNE 2020						
Sunday	Monday	Tuesday	Wednesday	Thursday	Friday	Saturday
1	2	3	4	5	6	7
8	9	10	11	12	13	14
15	16	17	18	19	20	21
22	23	24	25	26	27	28
29	30	1	2	3	4	5


JULY 2020						
Sunday	Monday	Tuesday	Wednesday	Thursday	Friday	Saturday
25	26	27	28	29	30	31
1	2	3	4	5	6	7
8	9	10	11	12	13	14
15	16	17	18	19	20	21
22	23	24	25	26	27	28
29	30	31	1	2	3	4

1. Go to Scholastic Home Base at [scholastic.com/homebase](https://www.scholastic.com/homebase).
2. Click "Menu" in the upper left corner of your screen.
Then click "Register" and complete the information. It's FREE!
3. Once you are registered and logged in, customize your avatar.
4. Scroll through the widgets along the top of the screen and select one at a time. Home Base will take you to the "world" of your chosen book series where you can select your experiences - play games, watch videos, meet favorite book characters, view trailers, meet the authors, check out the latest releases...and so much more!




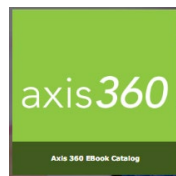



- 5. Go to read.dadeschools.net
 - Scroll down and click “K-5 ONLINE Resources.”
 - Click on any of the resources.



- 6. Select an e-book or audio-book to read. They are **FREE!**
Here are examples of what you can find.

Harry Potter



You can also read books and articles from other sources!

- books you own or books you borrow.
- books and articles from your dadeschools.net student portal apps like *newsela* or *Time for Kids*. You can find *myON* and *Tumblebooks* there, too.

You can also read from these websites:

- storylineonline.net
- <https://classroommagazines.scholastic.com/support/learnathome/grades-3-5.html>

- 7. Each **DAY** you read, log the title of the book and the number of pages you read on Scholastic Home Base like this:

- Log into Scholastic Home Base and sign in.
- Click the red “Check-in” button under the title, “Scholastic Summer Read-a-Palooza”



- Type the title of the book and the number of pages you read in the white box.
If you read an article, just write the title of the article. No page numbers needed.
Logging “minutes read” is not required.

Here is an example of a reading entry for a book:

Sunny Side Up pgs.1-22


- Then click the orange “Check-in” box to record your reading streak for the day.

- 8. Repeat steps 4-7 as often as you can.

The *MORE* reading streaks YOU EARN, the *MORE* REWARDS YOU WILL RECEIVE in BOTH Scholastic Home Base AND when you return to school!

- 9. When school begins again, you will turn in your Scholastic Home Base Reading Report to your new teacher. Follow these steps:

- Click on the “Reading Report” tab.
- Click “Download Report”
- Then click “Okay”

- Then you should see something like this:
- **Print it as a pdf.** 
- Give the report a title which includes your first name, last name and new grade level like this:

"Maria Pilar's summer reading – grade 4"
- Then save.
- Your new teacher will give you instructions on *when* and *how* to turn in your report.

Until then, keep reading and earning your reading streaks!

If you prefer, you may use the attached printable reading log instead, to record what your read throughout the summer.



The image shows a Scholastic Home Base Reading Report form. At the top, there are logos for 'SCHOLASTIC HOME BASE' and 'SCHOLASTIC SUMMER READ-A-PALOOZA'. The title 'READING REPORT' is prominently displayed. Below the title, there is a 'TOTALS' section with four rows of data, each preceded by a small icon: a lightning bolt for 'LONGEST READING STREAK: 0 DAYS', a checkmark for 'TOTAL CHECK-INS: 1 DAY', a book for 'BOOKS DONATED: 0 BOOKS', and a clock for 'TOTAL MINUTES READ: 0 MINUTES'. Below this, there are four columns for the months MAY, JUNE, JULY, and AUGUST, each with a small icon of an open book. Each month's column contains the same four metrics as the totals section, all showing zero values except for 'TOTAL CHECK-INS' in May which is 1 Day. At the bottom, there is a 'SEPTEMBER' section with the same four metrics, all showing zero values. A small icon of an open book is located at the bottom left of the form.

TOTALS	
 LONGEST READING STREAK:	0 DAYS
 TOTAL CHECK-INS:	1 DAY
 BOOKS DONATED:	0 BOOKS
 TOTAL MINUTES READ:	0 MINUTES

MAY	JULY
Longest Reading Streak: 1 Day	Longest Reading Streak: 0 Days
Total Check-Ins: 1 Day	Total Check-Ins: 0 Days
Books Donated: 0 Book	Books Donated: 0 Books
Total Minutes Read: 0 Minutes	Total Minutes Read: 0 Minutes

JUNE	AUGUST
Longest Reading Streak: 0 Days	Longest Reading Streak: 0 Days
Total Check-Ins: 0 Days	Total Check-Ins: 0 Days
Books Donated: 0 Books	Books Donated: 0 Books
Total Minutes Read: 0 Minutes	Total Minutes Read: 0 Minutes

SEPTEMBER
Longest Reading Streak: 0 Days
Total Check-Ins: 0 Days
Books Donated: 0 Books
Total Minutes Read: 0 Minutes

Miami-Dade County Public Schools is also offering free, digital programs for students during the summer break to avoid the summer slide and to promote at-home learning using technology.

- The interactive and engaging digital tools are available through the *Student Portal* including:

Digital Classroom (i.e., mathematics, reading, science, and social sciences)

Digital Playground (i.e., art, coding, languages, robotics, typing, etc.)

Students will be able to access the appropriate digital resources based on their grade level during the 2019-2020 school year including:

- district-licensed supplemental software (e.g., *Discovery Education*, *i-Ready*, *myON*, *Reflex*, etc.) and
- a multitude of open resources (e.g., *BrainPOP*, *Newsela*, *Duolingo*, *Math Nation*, *TypingTest*, etc.).

**For DOUBLE THE FUN,
accept the Summer Reading and Math Challenges!**

- 2020 myON Summer Reading Challenge
- 2020 Reflex Math Summer Challenge

Please check our school
website for more information,
news and updates at:
palmspringses.org